

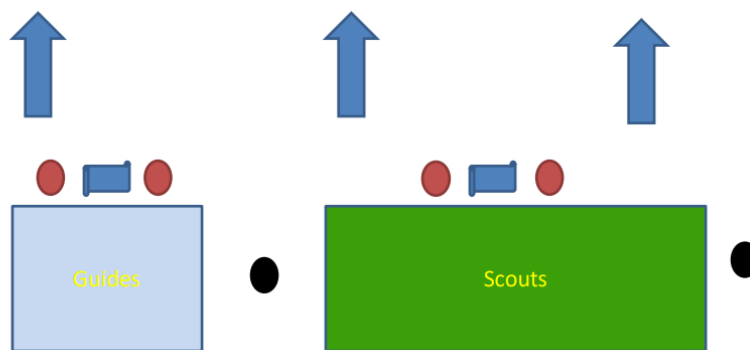
## Parade Timings




Time	Description
10:20 am	Assemble in area behind underpass by Medical Centre
10:35 am	Parade to be marched into Victoria Square
10:45 am	Parade halts in Victoria Square
10:40-10:54 am	Parade organised for Service
10:54 am	Start of Service

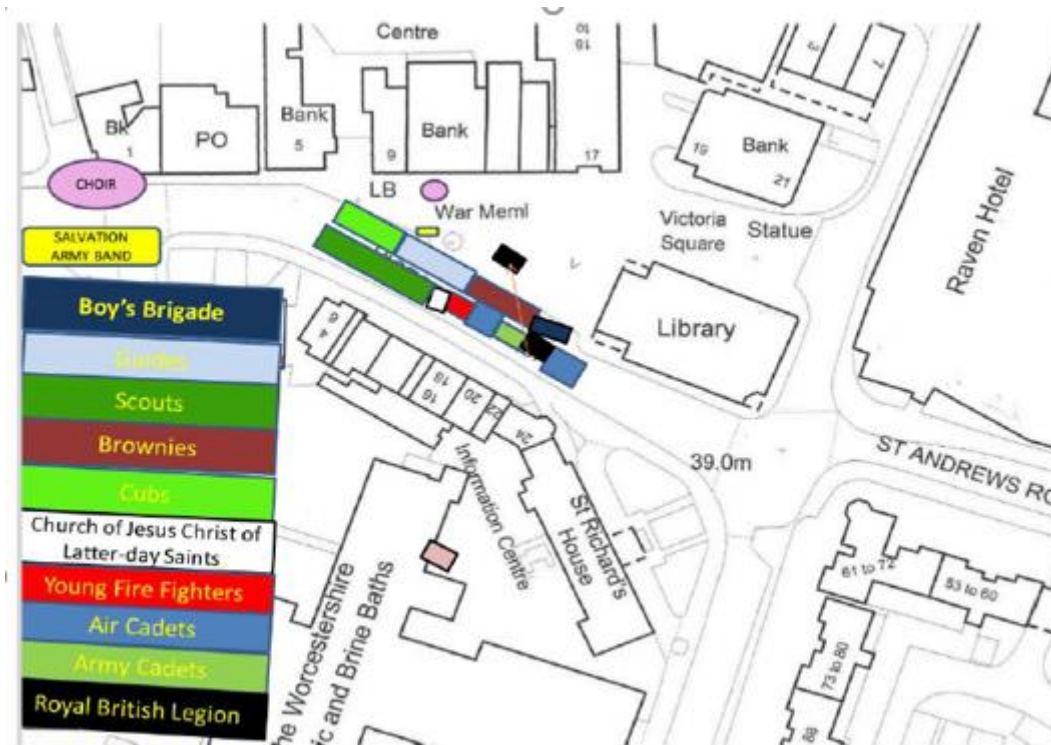
### Parade information

- Parade Commander, Paul Wilde, will meet organisations in the area behind the Underpass by the Medical Centre. They will be put into the correct order ready to march off. March into Victoria Square via Ombersley Street.
- All units will give an eyes left to the Mayor and other Dignitaries outside the Baptist Church.
- All units will be halted on the road in Victoria Square. A Marshall will show where units will be positioned.
- When units are turned into line Unit Commanders to stay at the right of their units.
- The British Legion will be fell out and moved to a position by the War Memorial.
- All unit Standards will be fell out and formed up at the to the front of the parade.
- After Parade Commander has informed the Mayor Parade is ready then he will stand the Parade at ease
- Parade to be brought to Attention before the Exhortation They will not grow old (Person saying phrase must signal to Parade Commander that they are about to start).
- Parade Commander and Unit Commander's to Salute during Last Post but not for the 2-minute silence.
- At the end of Reveille, the Parade is to be stood at ease.
- The Wreath laying will then take place
- Parade to then be brought to Attention for the National Anthem. Parade Commander and Unit Commander's to commence Salute on first note and finish on the last note.
- Once National Anthem finished Parade to be stood at ease.
- Once the Readings, Hymns and blessings are completed the Parade to be brought to Attention and then Parade Commander will ask the Mayor for permission for Parade to march off
- Standards are returned to the front of their units.
- Royal British Legion returned to marching position
- Parade is to be turned to the right
- Parade to be marched off. All front units to stay still until rear units have marched passed and then they are to follow the Parade. The rest of the Parade will naturally disperse.

## Standard Positions



-  Standard Escorts
-  Unit Standards
-  Unit Commander



### Useful Contacts:

- Parade: Parade Commander Paul Wilde, Droitwich Spa Air Cadets, [paulewilde@btinternet.com](mailto:paulewilde@btinternet.com)
- To order a wreath: Royal British Legion - Mel Bates - [melbates1@outlook.com](mailto:melbates1@outlook.com) or online, [www.britishlegion.org.uk](http://www.britishlegion.org.uk)
- Event Organiser: Droitwich Spa Town Council – 01905 774258



On behalf of the Droitwich Branch of the Royal British Legion

**Ref: Droitwich Spa Remembrance Sunday 10<sup>th</sup> November 2024 –Wreath Selection**

Dear All,

Many thanks for your support in 2023 and I hope we can continue to count on your support in 2024.

Please see enclosed a list of wreaths and suggested donations for each of them available in 2024.

If you wish to have a badge affixed to your wreath please select option C, and in the form below confirm the badge you wish to affix. Most badges for National Organisations are readily available, however if yours is a local badge please email a copy of the logo to [droitwichspa@rbl.org.uk](mailto:droitwichspa@rbl.org.uk)

To save on paper we would prefer to email copies of the receipts if required, so please also provide the detail on the form.

Can I please request all forms are returned or emailed no later than **Friday 15<sup>th</sup> September 2023 at 7:00**

**PLEASE NOTE!**

Due to the number of Wreaths we have in Droitwich you will need to collect your Wreaths for Remembrance Sunday to be laid like last year. The Wreaths will need to be collected the week before Remembrance Sunday. You'll be given a specific day and time to collect. The Collection for the Wreaths will be from **DROITWICH SPA COMMUNITY HALL,**


**HERITAGE WAY,**

**DROITWICH SPA**

**WR9 8RF**

Please return payment by cash or cheque to the address above. Cheques should be made payable to **The Royal British Legion Poppy Appeal.** Payments can be made via BACS the account details will be attached to this letter.

If you have any questions then please do not hesitate to contact me on the details below:





**WREATH REQUEST FORM**

Name of Organisation:

Wreath type requested:

Badge required? Y/N:

Donation amount:

Contact Name:

Contact address:

Contact telephone number:

Contact email address:

Name of person laying wreath:

Contact number for person above:

Receipt required? Y/N:

Do I have your permission to share your details with others on the poppy committee? Y/N

Any other comments:

**Bank Details:**

Royal British Legion Poppy Appeal Collection A/c.

PAO District: Droitwich

Account Reference: MDH09

Sort Code: 30-00-00

Account Number: 00253111

A Wreath



Spray of poppies approx. 7" diameter (Plus stem and leaves)  
Price £15

B Wreath



17" diameter wreath of all poppies with open centre  
Price £20

C Wreath



17" diameter wreath of all poppies with badge choice  
Price £27.50

F Wreath



17" diameter wreath of all poppies  
Price £25

J Wreath



17" diameter wreath roundel in red, white and blue carnations  
Price £30

K Wreath



17" diameter wreath roundel in red, white and blue carnations with badge of choice  
Price £32.50

L Wreath



10" diameter small round wreath of poppies  
Price £18

G Wreath



18" diameter civic wreath of all poppies. Only available directly from Supporter Care.  
Price £50