

# PARADE TIMINGS

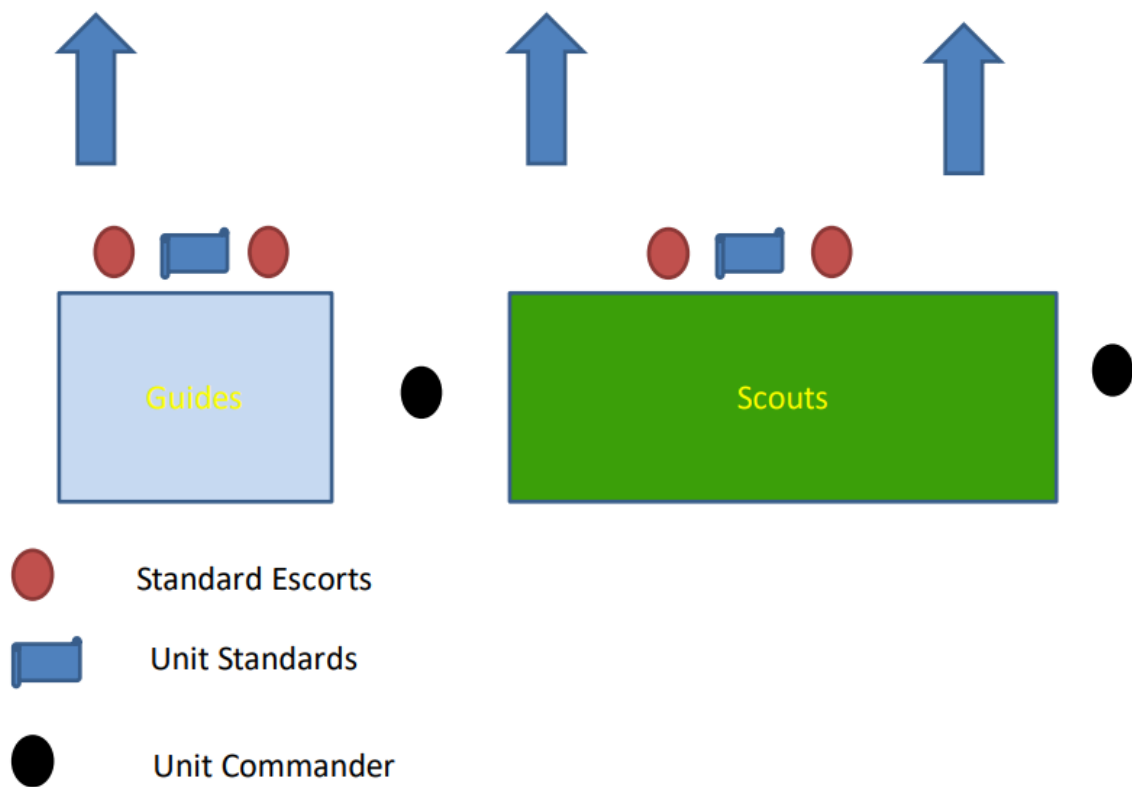
Item	Description	Time
1.	Assemble in area behind Underpass by Medical Centre	10.20am
2.	Parade to be marched into Victoria Square.	10.35am
3.	Parade halts in Victoria Square	10.45am
5.	Parade organised for Service	10.40-10.54am
6.	Start of Service	10.54am

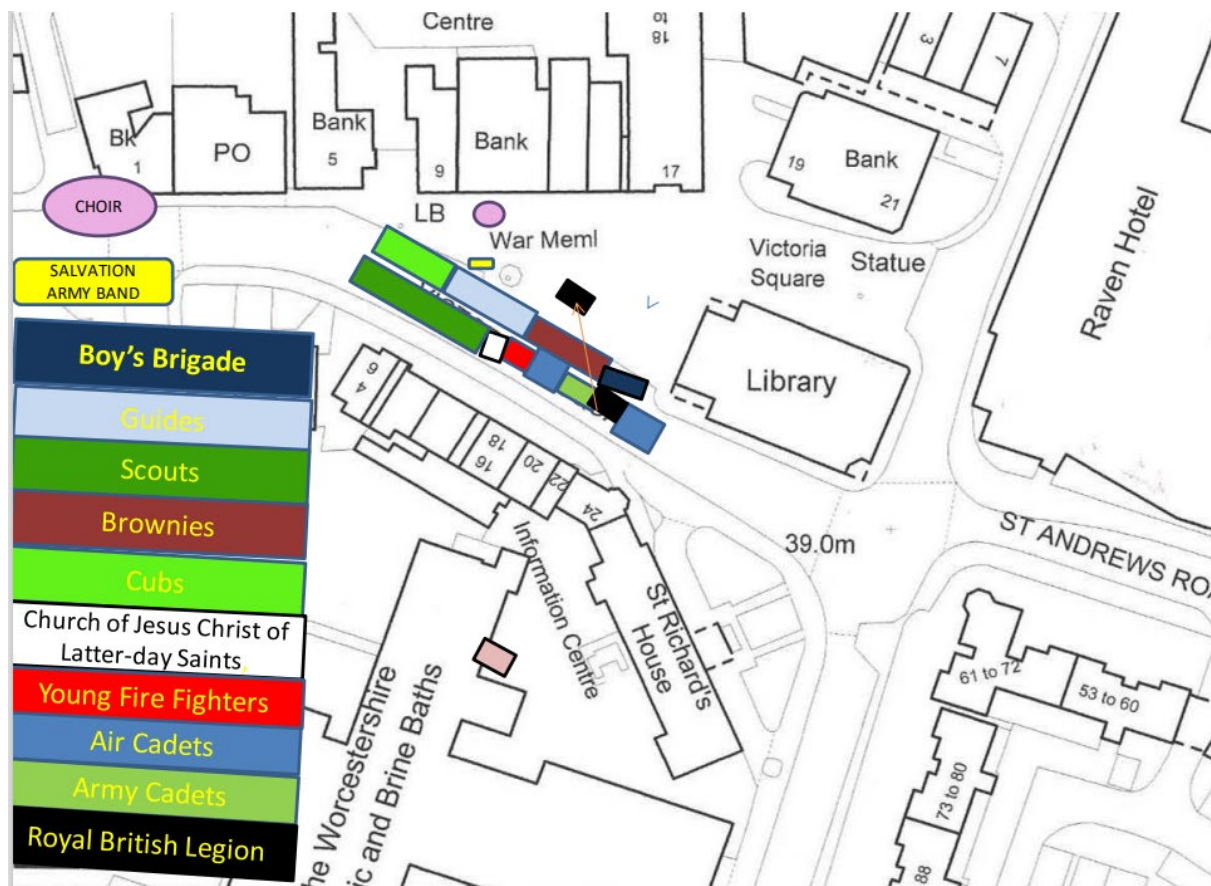
## Parade information

- Parade Commander, Paul Wilde, will meet organisations in the area behind the Underpass by the Medical Centre. They will be put into the correct order ready to march off. March into Victoria Square via Ombersley street.
- All units will give an eyes left to the Mayor and other Dignitaries outside the Baptist Church.
- All units will be halted on the road in Victoria Square. A Marshall will show where units will be positioned.
- When units are turned into line Unit Commanders to stay at the right of their units.
- The British Legion will be fell out and moved to a position by the War Memorial.
- All unit Standards will be fell out and formed up at the to the front of the parade.
- After Parade Commander has informed the Mayor Parade is ready then he will stand the Parade at ease
- Parade to be brought to Attention before the Exhortation They will not grow old (Person saying phrase must signal to Parade Commander that they are about to start).
- Parade Commander and Unit Commander's to Salute during Last Post but not for the 2-minute silence.
- At the end of Reveille, the Parade is to be stood at ease.
- The Wreath laying will then take place
- Parade to then be brought to Attention for the National Anthem. Parade Commander and Unit Commander's to commence Salute on first note and finish on the last note.
- Once National Anthem finished Parade to be stood at ease.
- Once the Readings, Hymns and blessings are completed the Parade to be brought to Attention and then Parade Commander will ask the Mayor for permission for Parade to march off

- Standards are returned to the front of their units.
- Royal British Legion returned to marching position
- Parade is to be turned to the right
- Parade to be marched off. All front units to stay still until rear units have marched passed and then they are to follow the Parade.
- Once halted at the Church Standards are to be fell out and then make a Guard of Honour at the Church entrance.
- The rest of the Parade will then be fell out.

## Standard Positions








Useful Contacts:

- Parade: Parade Commander Paul Wilde, Droitwich Spa Air Cadets, paulwilde@btinternet.com
- To order a wreath: Royal British Legion, 07967 187822, Droitwich.Secretary@rbl.community or online, [www.britishlegion.org.uk](http://www.britishlegion.org.uk)
- Event Organiser: Droitwich Spa Town Council – 01905 774258


To order a wreath: [Poppy Wreaths](#) | [Poppy Merchandise](#) | [Royal British Legion](#)

 [Get support](#) [Get involved](#) [About us](#) [Contact](#) [Poppy Shop](#) [Donate](#) 


### Ordering wreaths at Poppy Shop




Bunched Poppy Wreath (Type A)  
£15  
[Buy now](#)




Medium Poppy Wreath (Type B)  
£19.99  
[Buy now](#)




Blank Badged Medium Wreath (Type C)  
£24.99  
[Buy now](#)




Wreath Poppy Cross  
£25  
[Buy now](#)




Wreath of all Poppies  
£25  
[Buy now](#)




Bunched Poppy Wreath (Type A)  
£15  
[Buy now](#)



Medium Poppy Wreath (Type B)  
£19.99  
[Buy now](#)



Blank Badged Medium Wreath (Type C)  
£24.99  
[Buy now](#)



Small Layered Poppy Wreath (Type L)  
£18  
[Buy now](#)